

Pb Free Plating Product

SF10A02 thru SF10A06



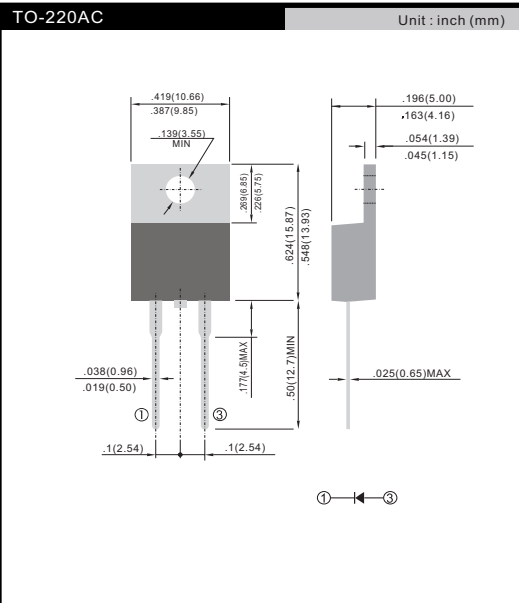
10.0 Ampere Super Fast Rectifiers for Power Chargers

Features

- ★ Special for E-Bike charger application
- ★ Low forward voltage drop
- ★ High current capability
- ★ Low reverse leakage current
- ★ High surge current capability

Mechanical Data

- ★ Case: TO-220AC/TO-220C-2P Heatsink
- ★ Epoxy: UL 94V-0 rate flame retardant
- ★ Terminals: Solderable per MIL-STD-202 method 208
- ★ Polarity: As marked on diode body
- ★ Mounting position: Any
- ★ Weight: 2.03 gram approximately



MAXIMUM RATINGS AND ELECTRICAL CHARACTERISTICS

Rating at 25°C ambient temperature unless otherwise specified.
 Single phase, half wave, 60Hz, resistive or inductive load.
 For capacitive load, derate current by 20%.

	SYMBOL	SF10A02	SF10A04	SF10A06	UNIT
Maximum Recurrent Peak Reverse Voltage	V _{RRM}	200	400	600	V
Maximum RMS Voltage	V _{RMS}	140	280	420	V
Maximum DC Blocking Voltage	V _{DC}	200	400	600	V
Maximum Average Forward Rectified Current T _c =100°C	I _{F(AV)}	10.0			A
Peak Forward Surge Current, 8.3ms single Half sine-wave superimposed on rated load (JEDEC method)	I _{FSM}	100			A
Maximum Instantaneous Forward Voltage @ 10.0 A	V _F	0.95	1.3	1.5	V
Maximum DC Reverse Current @T _J =25°C	I _R	10.0			uA
At Rated DC Blocking Voltage @T _J =125°C		250			uA
Maximum Reverse Recovery Time (Note 1)	T _{rr}	35			nS
Typical junction Capacitance (Note 2)	C _J	65			pF
Typical Thermal Resistance (Note 3)	R _{θJC}	2.2			°CW
Operating Junction and Storage Temperature Range	T _J , T _{STG}	-55 to +150			°C

NOTES : (1) Reverse recovery test conditions I_F = 0.5A, I_R = 1.0A, I_{rr} = 0.25A.
 (2) Measured at 1.0 MHz and applied reverse voltage of 4.0 Volts DC.
 (3) Thermal Resistance junction to case.

FIG.1 - FORWARD CURRENT DERATING CURVE

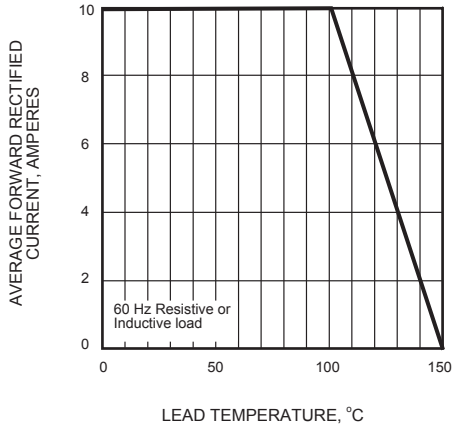


FIG.2 - MAXIMUM NON-REPETITIVE PEAK FORWARD SURGE CURRENT

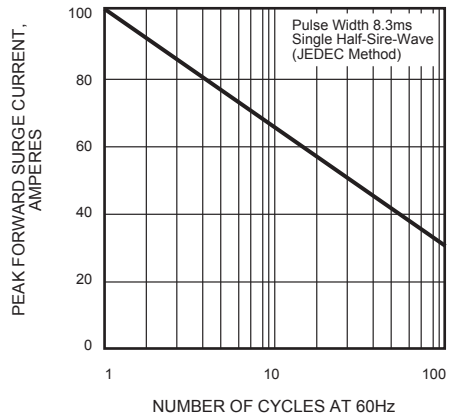


FIG.3 - TYPICAL INSTANTANEOUS FORWARD CHARACTERISTICS

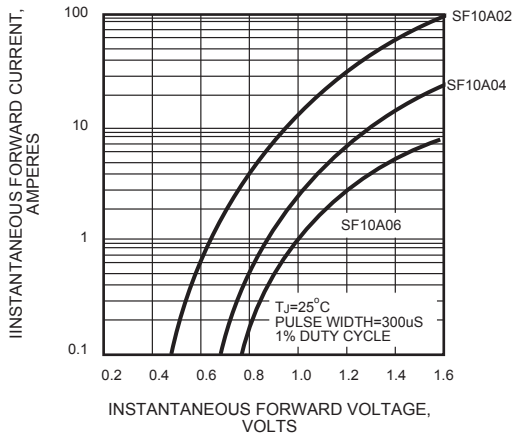


FIG.4 - TYPICAL REVERSE CHARACTERISTICS

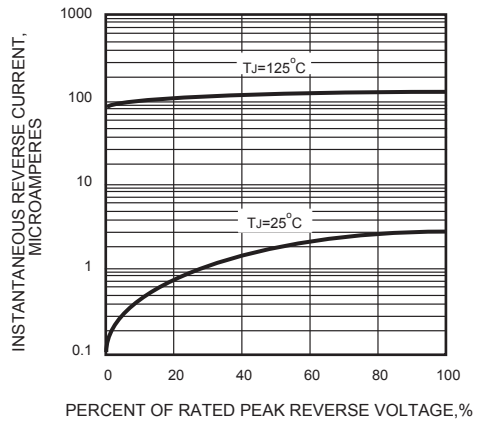


FIG.5 - TYPICAL JUNCTION CAPACITANCE

